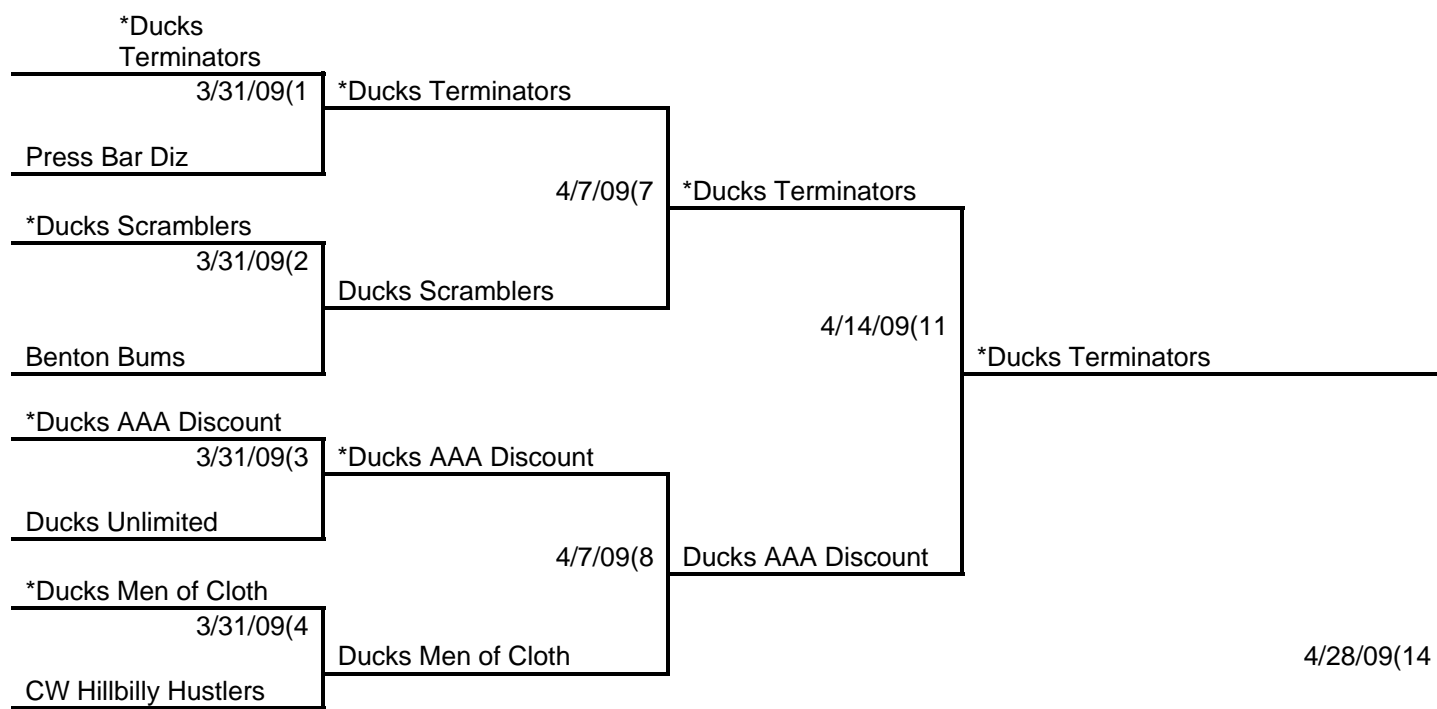


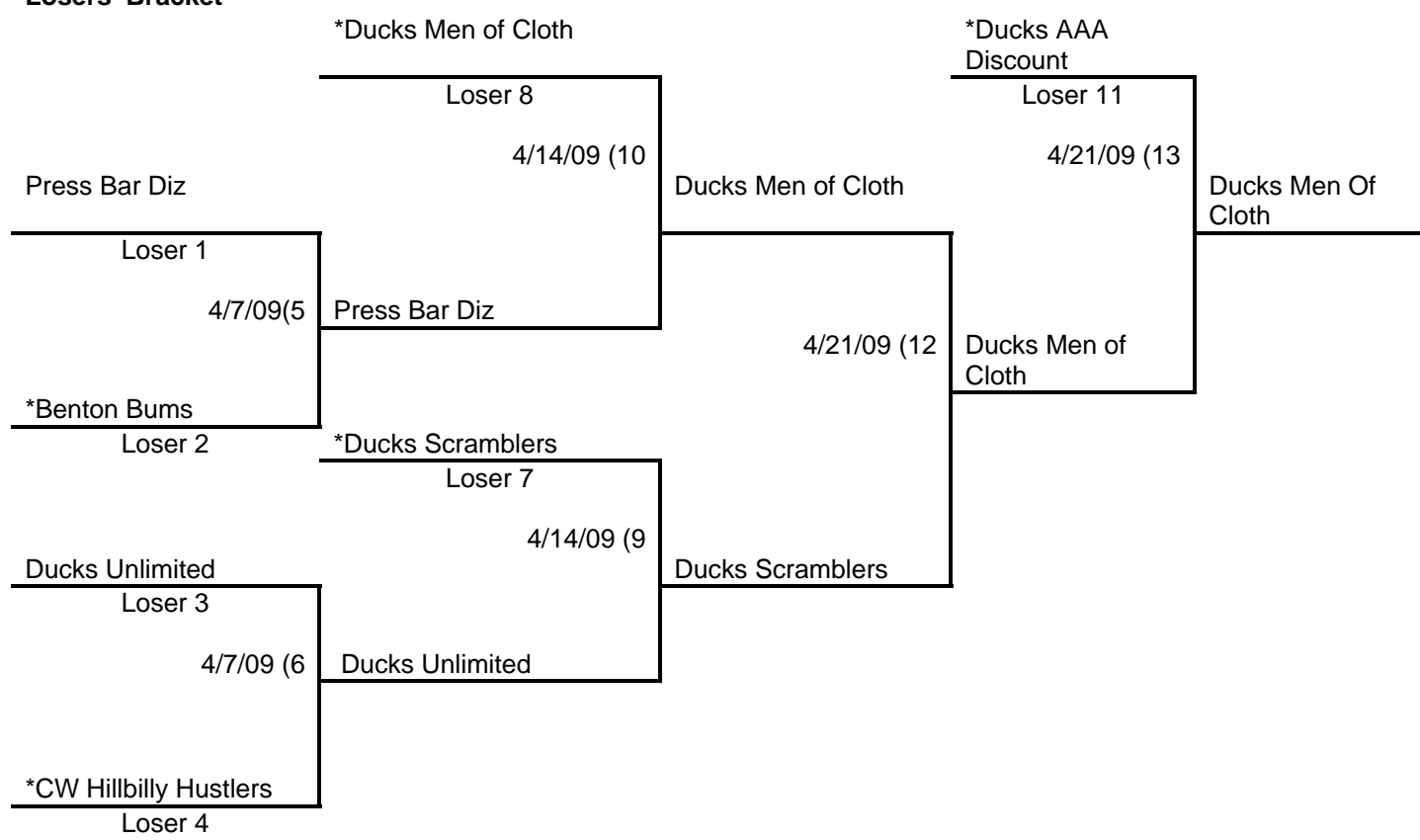


Winners' Bracket



Rules:
 1) Total 8 ball points determines winner.
 2) 8 On the break is a re-rack or spot.
3) Home team captain calls in result to (320) 258-5958.
 4) In case of tie, play last round over
 5) *denotes home team


Losers' Bracket



Loser of 14 if 1st Loss

50% of league funds

- 1st - \$845.00
- 2nd - \$550.00
- 3rd - \$350.00
- 4th - \$225.00
- 5-6th - \$145.00
- 7-8th - \$75.00



Midwest Coin Concepts

Printed
03/25/2009 02:48pm

League Standings as of Tuesday, 03/24/2009
#1102 STC Tuesday Gold Pool

Page 1

Team Standings

Rank	Name	ID No	ROUND			TOT RND	GMS WON	GMS LOST	TOT GMS	TOTAL PTS
			WIN %	RND WON	RND LOST					
1	Ducks Terminators	1190	74.31	107.0	37.0	144	390	210	600	4709
2	Ducks AAA Discount	1189	73.61	106.0	38.0	144	361	239	600	4527
3	Ducks Men Of Cloth	1192	61.11	88.0	56.0	144	332	268	600	4304
4	Ducks Scramblers	1193	54.17	78.0	66.0	144	304	296	600	4250
5	Benton Station Bums	1188	38.89	56.0	88.0	144	259	341	600	4080
6	CW Hillbilly Hustlers	1195	34.72	50.0	94.0	144	248	352	600	3928
7	Ducks Unlimited	1191	32.64	47.0	97.0	144	267	333	600	3992
8	Press Bar Diz	1194	30.56	44.0	100.0	144	239	361	600	3927

Last Match Results (Home Team is on top)

Name	DATE	ROUND			TOT RND	GMS WON	GMS LOST	TOT GMS	TOTAL PTS
		WIN %	RND WON	RND LOST					
Ducks AAA Discount	03/24/2009	100.00	6.0	0.0	6	25	0	25	189
Ducks Men Of Cloth	03/24/2009	0.00	0.0	6.0	6	0	25	25	0
Ducks Terminators	03/24/2009	83.33	5.0	1.0	6	19	6	25	200
Ducks Scramblers	03/24/2009	16.67	1.0	5.0	6	6	19	25	141
Ducks Unlimited	03/24/2009	33.33	2.0	4.0	6	13	12	25	183
CW Hillbilly Hustlers	03/24/2009	66.67	4.0	2.0	6	12	13	25	174
Press Bar Diz	03/24/2009	50.00	3.0	3.0	6	12	13	25	189
Benton Station Bums	03/24/2009	50.00	3.0	3.0	6	13	12	25	190

Player Recognition by Feat for matches played on or after 03/24/2009

8-on-the-Breaks

EROs

Ten Zeroes

Fitzgerald, Scott - 1

Haffner, Brian - 2

Haffner, Brian - 2

Morrison, Paul - 2

Sherman, Matt - 2

Ahl, Corky - 1

Ahl, Corky - 2

Loscheider, Ron - 2

Meyer, Paul - 1

Heinen, Mike - 1

Meyer, Adam - 1

Gaetz, Matt - 1

Player Standings

Ra	S	MCC	MOMA	A	8	E	50	WKS							
nk	ID	t	RNK	RANK	V	GMS	TOT	TOTAL	ON	R	10-0	ZIP	PLD		
Name	No	a			G	WON	LOST	GMS	PTS	BRK	Os				
<u>Benton Station Bums</u>															
28	Thesing, Troy	3420	C	A	B	7.24	58	61	119	861	0	7	8	0	24
30	Hollenkamp, Eugene	4063		-	-	7.16	11	14	25	179	0	0	0	0	5
31	Van Vickle, Clint	6331		-	-	7.12	13	12	25	178	0	4	2	0	5
39	DuChene, Brian	5054		AA	A	6.90	53	66	119	821	2	3	3	0	24
44	Gallus, Kurt	85		B	B	6.72	30	39	69	464	0	3	0	0	14
48	Zajaczkowski, Mark	1324		A	B	6.63	44	66	110	729	0	5	4	0	22
50	DuChene, Brad	5055		-	-	6.55	13	16	29	190	0	0	0	0	6
53	Talberg, Brad	1969		B	B	6.35	35	64	99	629	0	0	0	0	20
58	Carlson, Adam	3382		-	-	5.80	2	3	5	29	0	0	0	0	1
66	Williams, Shannon	3425		-	-	0.00	0	0	0	0	0	0	0	0	0
<u>CW Hillbilly Hustlers</u>															
2	Geis, Jason	4062		-	-	8.30	13	7	20	166	0	1	1	0	4
29	Ellingson, Craig	6175		AA	A	7.23	56	64	120	867	1	13	9	0	24
37	Ellis, Mark	6173	C	A	B	6.97	60	55	115	802	0	7	4	0	23
43	Clem, Andrew	6174		A	A	6.73	55	65	120	807	0	7	9	0	24
57	Ahl, Corky	6068		A	A	6.11	31	49	80	489	0	4	4	0	16
61	Holland, Tom	1592		B	B	5.63	27	88	115	647	0	1	0	0	23
64	Haws, Ryan	6312		-	-	5.00	6	24	30	150	0	0	0	0	6
66	Petron, Nate	277		-	-	0.00	0	0	0	0	0	0	0	0	0
<u>Ducks AAA Discount</u>															
4	Schmitt, Ron	1384		AA	AA	8.10	70	35	105	851	0	21	13	0	22
6	Krebs, Dan	1756		AA	AA	8.00	11	11	22	176	1	3	1	0	4
10	Spanier, Jeff	6154	C	AA	AA	7.76	65	32	97	753	0	17	8	0	20
16	Hollenkamp, Jason	6258		-	-	7.61	44	26	70	533	0	11	10	0	15
18	Latterell, Ron	6152		AA	AA	7.56	39	32	71	537	0	15	9	0	15
20	Fuchs, Jim	6155		AA	-	7.47	53	42	95	710	1	5	4	0	20
41	Kuklok, Mark	4065		AA	AA	6.81	42	43	85	579	0	8	5	0	18
47	Dedic, George	963		-	-	6.63	12	18	30	199	0	1	1	0	6
<u>Ducks Men Of Cloth</u>															
11	Schomer, Daryl	6260		AA	AA	7.74	68	41	109	844	1	9	5	0	22
12	Hebler, Larry	6257		AA	M	7.71	53	31	84	648	1	11	9	0	17
14	Finken, Mark	4079	C	AA	A	7.66	54	41	95	728	0	12	8	0	18
23	Weber, Cal	2243		AA	AA	7.33	43	26	69	506	1	7	5	0	14
24	Robertson, Mike	4060		AA	AA	7.33	55	49	104	762	0	9	3	0	21
27	Fieldhammer, Mike	3292		-	M	7.24	40	30	70	507	0	9	6	0	14
35	Zajac, Adam	5058		A	AA	7.02	19	25	44	309	0	2	1	0	9
66	Johnson, Chad	4876		-	M	0.00	0	0	0	0	0	0	0	0	0
<u>Ducks Scramblers</u>															
19	Gaetz, Matt	1404		AA	AA	7.48	61	49	110	823	0	15	10	0	23
21	Sherman, Matt	1634		AA	AA	7.45	59	40	99	738	0	14	9	0	20
25	Specht, Mike	2057		-	-	7.32	20	18	38	278	0	4	2	0	8
33	Tappper, Steve	4059		AA	AA	7.06	32	39	71	501	0	8	6	0	15
34	Bahr, Tom	3894	C	AA	-	7.05	59	51	110	775	0	9	8	0	23
40	Thielman, Craig	258		AA	A	6.89	47	53	100	689	0	6	4	0	21
51	Uchyttil, Steve	4873		-	M	6.55	10	10	20	131	0	3	2	0	4
56	Bahr, Tim	3924		A	-	6.17	15	32	47	290	0	2	1	0	10

Player Standings

Ra	S	MCC	MOMA	A	8		E		50		WKS			
nk	ID	t	RNK	RANK	V	GMS	GMS	TOT	TOTAL	ON	R	10-0	ZIP	PLD
Name	No	a			G	WON	LOST	GMS	PTS	BRK	Os			

Ducks Scramblers

65	Stierler, Curt	4986	-	-	5.00	1	4	5	25	0	0	0	0	1
66	Sychampanakhong, Sevoy	5050	-	-	0.00	0	0	0	0	0	0	0	0	0

Ducks Terminators

1	Meyer, Steve	4930	-	-	8.40	31	9	40	336	0	3	1	0	8
3	Meyer, Paul	4072	AA	M	8.16	52	23	75	612	0	7	7	0	15
5	Notsch, Andy	4071	C	AA	M	8.06	77	38	115	0	14	6	0	23
7	Loscheider, Ron	4076	AA	M	7.98	70	35	105	838	0	13	10	0	21
8	Steinhaus, Mark	1630	AA	AA	7.94	41	24	65	516	1	7	5	0	13
9	Petermeier, Jeff	4074	AA	AA	7.84	15	10	25	196	0	2	2	0	5
17	Haffner, Brian	1249	AA	M	7.58	29	16	45	341	0	12	9	0	9
22	Dougherty, Mike	4073	AA	M	7.35	46	34	80	588	0	7	1	0	16
32	Jacobson, Marshall	1886	AA	M	7.10	29	21	50	355	0	5	3	0	10
66	Loxtercamp, Chris	4075	AA	AA	0.00	0	0	0	0	0	0	0	0	0

Ducks Unlimited

26	Morrison, Paul	6165	AA	A	7.26	52	48	100	726	0	13	9	0	20
38	Nelson, Bill	6291	C	A	-	6.95	54	56	110	1	3	4	0	22
46	Heinen, Mike	6290	A	A	6.67	52	58	110	734	0	6	4	0	22
49	Bergstraser, Bryan	6259	A	A	6.57	42	63	105	690	1	7	4	0	21
54	Isbell, Jim	257	A	A	6.25	32	48	80	500	1	4	1	0	16
55	Fitzgerald, Scott	4066	-	-	6.21	27	43	70	435	1	2	2	0	14
60	Peterson, Jason	1792	-	-	5.68	8	17	25	142	0	2	2	0	5

Press Bar Diz

13	Delong, Matt	4163	-	-	7.70	5	5	10	77	0	1	1	0	2
15	Delong, Al	2832	AA	AA	7.65	55	40	95	727	1	6	6	0	19
36	Green, Rick	6086	-	-	7.00	5	5	10	70	0	0	0	0	2
42	Jurgens, Sam	6085	A	-	6.73	42	63	105	707	0	1	1	0	21
45	Larson, Gene	6083	A	-	6.69	53	67	120	803	0	4	4	0	24
52	Meyer, Adam	1405	A	-	6.39	35	75	110	703	0	6	5	0	22
59	Gillespie, Jim	6081	C	A	-	5.71	34	76	110	0	0	1	0	22
62	Young, Steve	4794	-	-	5.50	2	8	10	55	0	0	0	0	2
63	Anderson, Kern	6087	-	-	5.23	8	22	30	157	0	0	0	0	6

Player Scores for matches played on or after 03/24/2009

Ra	ID	A	8		E		50		WKS		Match		
nk	Name	No	V	GMS	GMS	TOT	TOTAL	ON	R	10-0	ZIP	PLD	Date
			G	WON	LOST	GMS	PTS	BRK	Os				

Benton Station Bums

2	Thesing, Troy	3420	9.40	4	1	5	47	0	0	0	0	1	03/24/2009
5	Zajackowski, Mark	1324	8.60	3	2	5	43	0	0	0	0	1	03/24/2009
12	DuChene, Brian	5054	7.60	3	2	5	38	0	0	0	0	1	03/24/2009
20	Talberg, Brad	1969	6.40	1	4	5	32	0	0	0	0	1	03/24/2009
25	DuChene, Brad	5055	6.00	2	3	5	30	0	0	0	0	1	03/24/2009

CW Hillbilly Hustlers

Player Scores for matches played on or after 03/24/2009

Ra	ID	A	GMS	GMS	TOT	TOTAL	8	E	50	WKS	Match	
nk Name	No	V	WON	LOST	GMS	PTS	ON	R	10-0	ZIP	PLD	Date
<u>CW Hillbilly Hustlers</u>												
6	Clem, Andrew	6174	8.40	3	2	5	42	0	0	0	0	1 03/24/2009
16	Ahl, Corky	6068	7.40	3	2	5	37	0	1	2	0	1 03/24/2009
17	Ellingson, Craig	6175	7.40	2	3	5	37	0	0	0	0	1 03/24/2009
26	Ellis, Mark	6173	5.80	2	3	5	29	0	0	0	0	1 03/24/2009
26	Haws, Ryan	6312	5.80	2	3	5	29	0	0	0	0	1 03/24/2009
<u>Ducks Scramblers</u>												
15	Sherman, Matt	1634	7.50	1	3	4	30	0	0	2	0	1 03/24/2009
19	Bahr, Tom	3894	7.00	1	3	4	28	0	0	0	0	1 03/24/2009
22	Specht, Mike	2057	6.25	1	3	4	25	0	0	0	0	1 03/24/2009
28	Thielman, Craig	258	5.20	1	4	5	26	0	0	0	0	1 03/24/2009
30	Gaetz, Matt	1404	4.00	1	3	4	16	0	0	1	0	1 03/24/2009
30	Tapper, Steve	4059	4.00	1	3	4	16	0	0	0	0	1 03/24/2009
<u>Ducks Terminators</u>												
1	Meyer, Paul	4072	10.00	5	0	5	50	0	0	1	0	1 03/24/2009
3	Notsch, Andy	4071	9.20	4	1	5	46	0	0	0	0	1 03/24/2009
4	Haffner, Brian	1249	8.80	4	1	5	44	0	2	2	0	1 03/24/2009
23	Loscheider, Ron	4076	6.00	3	2	5	30	0	0	2	0	1 03/24/2009
23	Dougherty, Mike	4073	6.00	3	2	5	30	0	0	0	0	1 03/24/2009
<u>Ducks Unlimited</u>												
6	Morrison, Paul	6165	8.40	3	2	5	42	0	2	0	0	1 03/24/2009
9	Heinen, Mike	6290	8.00	4	1	5	40	0	0	1	0	1 03/24/2009
10	Nelson, Bill	6291	8.00	3	2	5	40	0	0	0	0	1 03/24/2009
17	Fitzgerald, Scott	4066	7.40	2	3	5	37	1	0	0	0	1 03/24/2009
29	Bergstraser, Bryan	6259	4.80	1	4	5	24	0	0	0	0	1 03/24/2009
<u>Press Bar Diz</u>												
6	Delong, Al	2832	8.40	3	2	5	42	0	0	0	0	1 03/24/2009
11	Larson, Gene	6083	7.80	2	3	5	39	0	0	0	0	1 03/24/2009
12	Jurgens, Sam	6085	7.60	3	2	5	38	0	0	0	0	1 03/24/2009
12	Gillespie, Jim	6081	7.60	3	2	5	38	0	0	0	0	1 03/24/2009
20	Meyer, Adam	1405	6.40	1	4	5	32	0	0	1	0	1 03/24/2009