



**Midwest Coin Concepts**

League Office Phone Numbers:

Betty: 320-258-5952  
([bettyb@mwcoin.com](mailto:bettyb@mwcoin.com))

Heidi: 320-258-5958  
([heidin@mwcoin.com](mailto:heidin@mwcoin.com))

Toll free: 800-457-8761

Fax: 320-251-6093

## Pool League Weekly Cues -N- Tips

League #1207

---

### **FINAL STANDINGS!**

St. Cloud summer pool leagues start June 1<sup>st</sup> and 2<sup>nd</sup>. Roster deadline is May 21, 2010. Start up meeting @ Benton Station in Sauk Rapids May 18<sup>th</sup> @ 8pm. Must have representative of a team to vote!!

**#1207 Wednesday Pool Playoffs**  
**Luck Of The Draw for First Round**  
 See pool notes for luck of the draw procedure  
 Finals 4/24/10 – Josephs in Avon – 10am start **(Changed to 11 a.m.)**

# 16

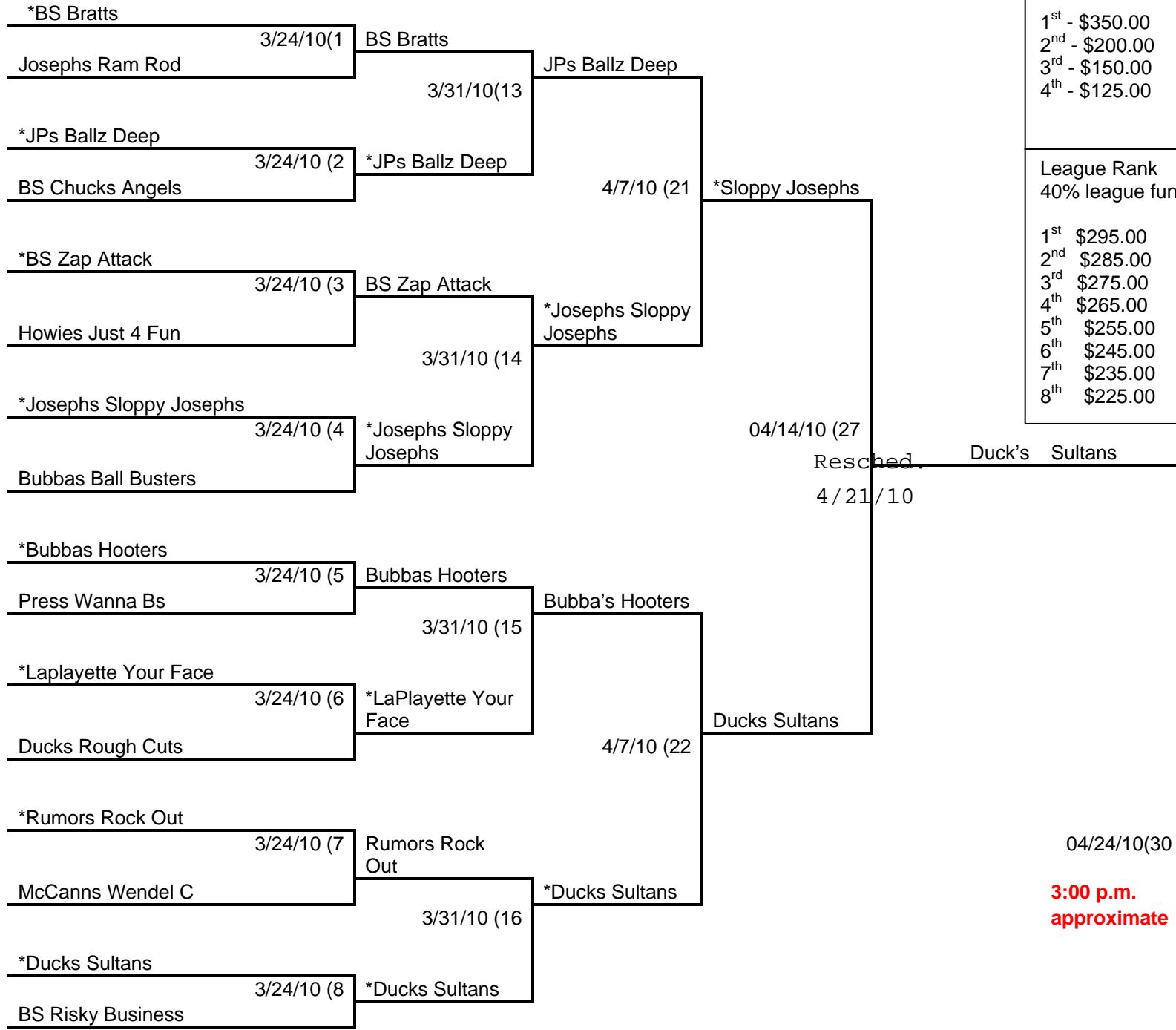


**Midwest Coin Concepts**

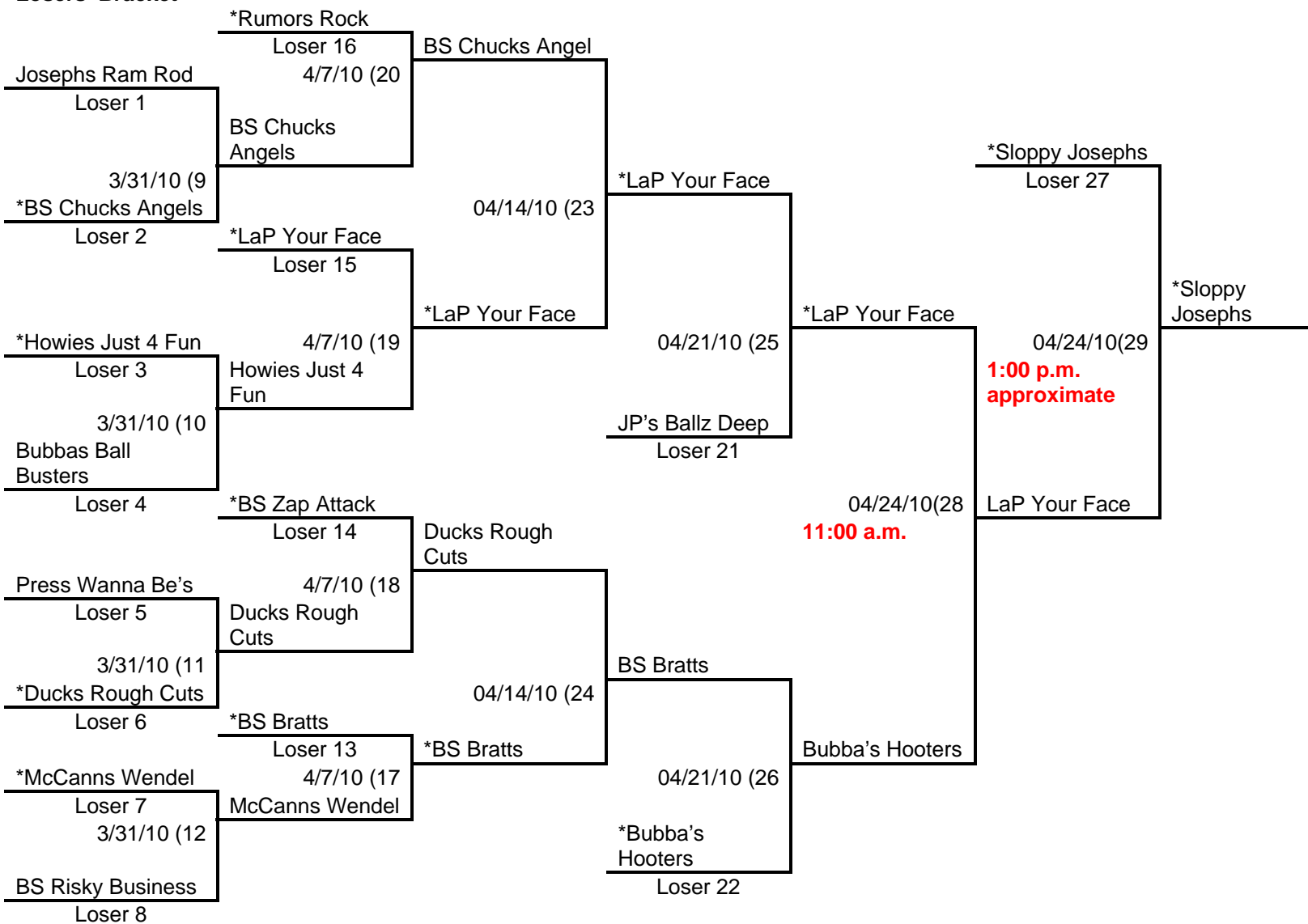
**Winners' Bracket**

Payouts:  
 40% 8-ball points  
 40% League Rank  
 20% Playoffs

Playoffs	
20% league funds = 1765.00	
1 <sup>st</sup> - \$350.00	5-6 <sup>th</sup> - \$100.00
2 <sup>nd</sup> - \$200.00	7-8 <sup>th</sup> - \$90.00
3 <sup>rd</sup> - \$150.00	9-12 <sup>th</sup> - \$75.00
4 <sup>th</sup> - \$125.00	13-16 <sup>th</sup> \$65.00
League Rank	
40% league funds = 3520.00	
1 <sup>st</sup> \$295.00	9 <sup>th</sup> \$215.00
2 <sup>nd</sup> \$285.00	10 <sup>th</sup> \$205.00
3 <sup>rd</sup> \$275.00	11 <sup>th</sup> \$195.00
4 <sup>th</sup> \$265.00	12 <sup>th</sup> \$185.00
5 <sup>th</sup> \$255.00	13 <sup>th</sup> \$175.00
6 <sup>th</sup> \$245.00	14 <sup>th</sup> \$165.00
7 <sup>th</sup> \$235.00	15 <sup>th</sup> \$155.00
8 <sup>th</sup> \$225.00	16 <sup>th</sup> \$145.00



**Losers' Bracket**




04/24/10(30) **3:00 p.m. approximate** Winner **5:00 p.m. approximate**

\*Sloppy Josephs  
 Loser 27  
 04/24/10(29) **1:00 p.m. approximate**

04/24/10(28) **11:00 a.m.**

(31) Sloppy Josephs Winner

Sultans  
 Loser of 30  
 If 1<sup>st</sup> Loss



# Midwest Coin Concepts

League Standings as of Wednesday, 03/17/2010  
 #1207 St Cloud Wednesday Pool

Printed  
 03/19/2010 01:05pm

Page 1

### Team Standings

Rank	Name	ID No	ROUND		RND WON	RND LOST	TOT RND	GMS WON	GMS LOST	TOT GMS	TOTAL PTS
			WIN %								
1	Josephs Sloppy Josephs	1534	92.42		122.0	10.0	132	398	152	550	4779
2	Ducks Sultans	1542	75.76		100.0	32.0	132	362	188	550	4583
3	Rumors Rock Out With R Chalk	1540	69.70		92.0	40.0	132	328	222	550	4448
4	LaPlayette Your Face	1538	64.39		85.0	47.0	132	317	233	550	4429
5	JP's Ballz Deep	1553	62.12		82.0	50.0	132	298	257	550	4276
6	Benton Station Zap Attack	1551	55.30		73.0	59.0	132	281	269	550	4184
7	Bubba's Hooters	1528	52.27		69.0	63.0	132	281	269	550	4200
8	Benton Station Bratts	1535	52.27		69.0	63.0	132	276	274	550	4200
9	McCann's Wendel C	1541	46.21		61.0	71.0	132	270	280	550	4021
10	Ducks Rough Cuts	1532	42.42		56.0	76.0	132	252	293	550	3973
11	Press Wanna B's	1555	39.39		52.0	80.0	132	248	302	550	4030
12	Benton Station Chucks Angels	1550	34.85		46.0	86.0	132	240	310	550	3905
13	Howies Just For Fun	1552	34.09		45.0	87.0	132	230	320	550	3887
14	Benton Station Risky Business	1529	28.03		37.0	95.0	132	208	342	550	3825
15	Josephs Ram Rod	1537	27.27		36.0	96.0	132	209	341	550	3740
16	Bubba's Ball Busters	1554	23.48		31.0	101.0	132	202	348	550	3633

### Last Match Results (Home Team is on top)

Name	DATE	ROUND		RND WON	RND LOST	TOT RND	GMS WON	GMS LOST	TOT GMS	TOTAL PTS
		WIN %								
Benton Station Risky Business	03/17/2010	100.00		6.0	0.0	6	13	12	25	197
Bubba's Hooters	03/17/2010	0.00		0.0	6.0	6	12	13	25	182
Bubba's Ball Busters	03/17/2010	16.67		1.0	5.0	6	8	17	25	166
Benton Station Zap Attack	03/17/2010	83.33		5.0	1.0	6	17	8	25	211
Ducks Rough Cuts	03/17/2010	16.67		1.0	5.0	6	11	14	25	180
Howies Just For Fun	03/17/2010	83.33		5.0	1.0	6	14	11	25	186
JP's Ballz Deep	03/17/2010	16.67		1.0	5.0	6	10	15	25	173
Josephs Sloppy Josephs	03/17/2010	83.33		5.0	1.0	6	15	10	25	202
Benton Station Bratts	03/17/2010	100.00		6.0	0.0	6	14	11	25	194
LaPlayette Your Face	03/17/2010	0.00		0.0	6.0	6	11	14	25	177
Josephs Ram Rod	03/17/2010	16.67		1.0	5.0	6	10	15	25	167
Press Wanna B's	03/17/2010	83.33		5.0	1.0	6	15	10	25	206
Rumors Rock Out With R Chalk	03/17/2010	33.33		2.0	4.0	6	10	15	25	177

**Last Match Results (Home Team is on top)**

Name	DATE	ROUND		TOT RND	GMS WON	GMS LOST	TOT GMS	TOTAL PTS
		WIN %	RND WON					
Ducks Sultans	03/17/2010	66.67	4.0	2.0	6	15	10	25
McCann's Wendel C	03/17/2010	0.00	0.0	6.0	6	0	25	25
Benton Station Chucks Angels	03/17/2010	100.00	6.0	0.0	6	25	0	25

**Player Recognition by Feat for matches played on or after 03/17/2010**

EROs

Ten Zeroes

Lance, Nelson - 1  
Welle, Greg - 1  
Dutton, Dale - 1  
Schmitz, Tony - 1  
Froelich, Heather - 1

Sherman, Matt - 1  
Caskey, Chris - 1  
Schmitz, Tony - 1

**Player Standings**

Ra nk	Name	S ID No	MCC t a	MOMA RANK	A V G	GMS WON	GMS LOST	TOT GMS	TOTAL PTS	8 E		50 ZIP	WKS PLD	
										ON BRK	R Os			
<u>Benton Station Bratts</u>														
12	Sherman, Matt	1634		AA	8.92	18	7	25	223	0	2	2	0	5
16	Jendro, Jesse J	141		BB	8.83	13	5	18	159	0	0	0	0	4
41	Lombard, Eric	5041		A	8.03	18	12	30	241	0	1	1	0	6
50	Kaproth, Terri	5039		BB WA	7.88	53	52	105	827	0	1	0	0	21
62	Schulte, DD	3644		B WAA	7.64	38	46	84	642	0	0	0	0	17
66	Lombard, Roger	5037		B B	7.56	52	53	105	794	0	0	0	0	21
73	Johnson, Linda	5038	C	BB WAA	7.42	43	49	92	683	0	1	2	0	18
79	Fritz, Tera	5043		B WA	7.34	41	45	86	631	0	0	0	0	18
131	Fleck, Derek	4277		B	0.00	0	0	0	0	0	0	0	0	0
<u>Benton Station Chucks Angels</u>														
4	DuChene, Brian	5054		AA	9.20	9	1	10	92	0	0	0	0	2
47	Benoit, Betty	57		B WA	7.97	17	16	33	263	0	0	0	0	7
65	Tellinghuisen, Joe	2324		B	7.57	43	49	92	696	0	0	0	0	20
86	Kielty, Charles	103		B	7.26	38	46	84	610	0	0	1	0	19
93	Denardo, Shawn	5294			7.11	14	22	36	256	0	0	0	0	8
96	Newman, Heidi	3248	C	B	7.05	32	51	83	585	0	0	0	0	19
100	Benoit, Pam	58		B WA	6.82	11	11	22	150	0	0	1	0	5
104	Helms, Janel	3706		B	6.69	21	44	65	435	0	0	0	0	15
106	Burns, Shaun	3255			6.65	25	54	79	525	0	0	0	0	18
127	Hibbs, Jone	3239			5.48	5	16	21	115	0	0	0	0	5
<u>Benton Station Risky Business</u>														
43	Lance, Nelson	3094			8.00	64	46	110	880	0	3	2	0	22
91	Thommes, Steve	1837		B	7.13	6	9	15	107	0	0	0	0	3
94	Orren, Marilyn	1356		B WA	7.11	37	58	95	675	0	1	1	0	19
107	Meyer, Kathy	1357		B WA	6.61	34	71	105	694	0	0	0	0	21
108	Lance, Bruce	6109		B	6.60	7	23	30	198	0	0	0	0	6

**Player Standings**

Ra nk	Name	S ID No	MCC t a	MOMA RNK RANK	A V G	GMS WON	GMS LOST	TOT GMS	TOTAL PTS	8 ON BRK	E R Os	10-0	50 ZIP	WKS PLD
<u>Benton Station Risky Business</u>														
109	Wogan, Vicki	1353		B WA	6.58	34	71	105	691	0	1	0	0	21
113	Wessel, Weeze	1248	C	B WA	6.44	26	64	90	580	0	0	0	0	18
131	Holman, Kathy	4879			0.00	0	0	0	0	0	0	0	0	0
131	Doty, Doug	5312			0.00	0	0	0	0	0	0	0	0	0
<u>Benton Station Zap Attack</u>														
2	Anderson, Eric	1942			9.40	8	2	10	94	0	0	0	0	2
3	Case, Todd	2309			9.40	4	1	5	47	0	0	0	0	1
21	Zajaczkowski, Mark	1324	C	A B	8.75	74	26	100	875	0	2	1	0	20
36	Caul, John	5282			8.24	51	29	80	659	0	0	1	0	16
37	Schultz, Chad	3477			8.13	9	6	15	122	0	0	0	0	3
80	Storms, Scott	5229			7.33	45	55	100	733	0	0	1	0	20
85	Mayo, Dana	3260		B	7.28	43	61	105	764	0	0	3	0	21
102	Schmidt, Josh	5228			6.78	14	26	40	271	0	0	0	0	8
110	Schendzielos, Dan	5230			6.52	33	62	95	619	0	1	0	0	19
<u>Bubba's Ball Busters</u>														
55	Rowlett, Chad	5241			7.77	57	48	105	816	0	1	1	0	21
74	Soderstrom, Norma	986	C	B	7.42	52	57	109	809	0	0	1	0	22
112	Ritsche, Robin	5240			6.46	26	55	81	523	0	0	0	0	17
114	Hentges, Allison	987		B	6.41	19	40	59	378	0	0	0	0	12
122	Stanley, April	988		B	5.91	14	41	55	325	0	0	0	0	11
124	Maier, Tina	985		B	5.86	31	75	106	621	0	0	0	0	21
130	Soderstrom, April	4165		B	4.60	3	32	35	161	0	0	0	0	7
<u>Bubba's Hooters</u>														
19	Nieman, Bob	1245		BB	8.80	7	3	10	88	0	0	0	0	2
23	Zanoth, Clarence	5060		BB	8.67	22	8	30	260	0	0	0	0	6
35	Nieman, Donna	972	C	BB	8.24	63	38	101	832	0	1	1	0	21
54	Braegelmann, Michille	1051		B	7.78	49	41	90	700	0	0	0	0	19
67	Nieman, Cheryl	1052		B	7.53	44	46	90	678	0	0	0	0	19
71	Woolridge, Doug	1819			7.45	9	11	20	149	0	0	0	0	4
78	Hoehn, Joey	4960			7.34	34	40	74	543	0	0	0	0	15
81	Nieman, Brenda	1050		B	7.33	43	52	95	696	0	0	0	0	20
115	Fuchs, Liza	6269		B	6.35	10	30	40	254	0	0	0	0	8
131	Givan, Glenda	5238			0.00	0	0	0	0	0	0	0	0	0
<u>Ducks Rough Cuts</u>														
20	Bahr, Tom	3894		AA A	8.79	83	22	105	923	1	5	4	0	21
59	Bjorklund, Cathy	1090		BB	7.72	52	43	95	733	0	1	0	0	19
82	Bahr, Jayne	1087	C	B	7.31	40	55	95	694	0	0	0	0	19
92	Dwyer, Sean	2266		B	7.12	38	57	95	676	0	1	0	0	19
99	Krogman, Pat	1086		B	6.82	29	61	90	614	0	0	0	0	18
128	Hoftyzer, Karen	1088		B	5.27	3	11	15	79	0	0	0	0	3
129	Dwyer, Samantha	5239			4.62	7	48	55	254	0	0	0	0	11
131	Vasek, Michelle	6327		B WA	0.00	0	0	0	0	0	0	0	0	0
<u>Ducks Sultans</u>														
9	Nelson, Bill	6291		A	9.05	47	13	60	543	1	1	3	0	12
25	Cannon, Paul	6209		BB	8.60	55	22	77	662	0	0	1	0	17

**Player Standings**

Ra nk	Name	S ID No	MCC t a	MOMA RNK RANK	A V G	GMS WON	GMS LOST	TOT GMS	TOTAL PTS	8 E		50 ZIP	WKS PLD		
										ON BRK	R Os				
<u>Ducks Sultans</u>															
29	Heinen, Mike	6290		A	8.35	16	7	23	192	0	0	0	0	5	
30	Bosshart, Bert	6293	C	BB	B	8.30	63	38	101	838	0	1	1	0	22
32	Ridlon, Scott	6208		BB	B	8.27	65	36	101	835	0	1	1	0	21
33	Lau, Todd	1524		B		8.24	58	34	92	758	0	1	1	0	20
51	Lavigne, Duane	5021		BB		7.86	58	38	96	755	0	1	3	0	21
<u>Howies Just For Fun</u>															
24	Dutton, Dale	958		A		8.63	72	30	102	880	0	3	2	0	21
28	Eisenschenk, Scott	4542		B		8.40	3	2	5	42	0	0	0	0	1
84	Kerfeld, Keith	1366		B		7.28	45	57	102	743	0	0	0	0	21
98	Winkelman, Laura	1093		B		6.86	36	66	102	700	0	0	0	0	21
101	Harstad, Sharon	1094		B		6.78	16	24	40	271	0	0	0	0	8
103	Tenvoorde, Brian	1376		B		6.71	31	61	92	617	0	0	0	0	19
121	Court, Kim	1092	C	B		5.93	27	80	107	634	0	0	0	0	22
131	Voigt, Heidi	1396				0.00	0	0	0	0	0	0	0	0	0
<u>JP's Ballz Deep</u>															
26	Caskey, Chris	5232				8.53	75	35	110	938	0	3	4	0	22
31	Thomas, Mike	2970				8.28	64	41	105	869	0	1	0	0	21
44	Becker, Jack	5221				8.00	11	9	20	160	0	0	1	0	4
58	Provo, Tom	4517		B		7.72	59	51	110	849	0	0	1	0	22
77	Morrison, Robert	2587	C	B		7.35	49	56	105	772	0	0	2	0	20
87	Rothfork, Jesse	5233				7.25	37	48	85	616	0	0	2	0	17
89	Phelps, Greg	5284				7.20	3	7	10	72	0	0	0	0	2
131	Klug, Amanda	2588		B		0.00	0	0	0	0	0	0	0	0	0
<u>Josephs Ram Rod</u>															
39	Arnold, Josh	5235				8.08	43	31	74	598	0	0	0	0	15
60	Welle, Greg	4580		B		7.72	58	51	109	841	0	2	2	0	22
111	Schueller, Steve	3205				6.50	36	73	109	708	0	0	1	0	22
116	Schmitz, Kelli	3882		B		6.32	6	19	25	158	0	0	0	0	5
118	Hansgen, Kelly	3893	C	B		6.22	32	77	109	678	0	0	0	0	22
119	Welle, Lynn	5234				6.15	30	79	109	670	0	0	0	0	22
123	Hansgen, Mary	5236				5.90	3	7	10	59	0	0	0	0	2
126	Welle, Bob	5274				5.60	1	4	5	28	0	0	0	0	1
131	Merkling, Trent	5237				0.00	0	0	0	0	0	0	0	0	0
<u>Josephs Sloppy Josephs</u>															
5	Morrison, Paul	6165		AA	A	9.19	55	14	69	634	0	2	2	0	14
8	Moen, Brian	72		A		9.08	72	21	93	844	0	6	7	0	19
11	Moon, Chad	4780		A		8.92	82	21	103	919	0	4	4	0	21
15	Kirchner, Joe	4647		B		8.87	11	4	15	133	0	0	0	0	3
17	Thielman, Craig	258		AA	A	8.83	31	9	40	353	0	4	3	0	8
18	Schmitz, Tony	1935		BB		8.81	78	30	108	952	0	2	4	0	22
22	Post, Shane	6166		BB	B	8.72	19	10	29	253	0	0	1	0	6
48	Genette, Greg	4000		BB	B	7.96	15	10	25	199	0	0	0	0	5
52	Eastman, Shane	3546	C	A		7.86	33	25	58	456	0	0	0	0	12
90	Sprenger, Jason	4068				7.20	2	3	5	36	0	0	0	0	1

LaPlayette Your Face

**Player Standings**

Ra nk	Name	ID No	S t	MCC RNK	MOMA RANK	A V	GMS WON	GMS LOST	TOT GMS	TOTAL PTS	8 ON BRK	E R Os	10-0	50 ZIP	WKS PLD
<u>LaPlayette Your Face</u>															
7	Gertken, Earl	6329		A		9.11	80	20	100	911	0	1	3	0	19
10	Ruprecht, Dee	3093		BB	WAA	8.93	28	12	40	357	1	0	1	0	8
27	Pundsack, Cathy	5079				8.46	15	9	24	203	0	0	0	0	5
42	Foss, Al	4093		BB		8.02	53	43	96	770	0	0	0	0	19
46	Johnson, Dave	2198		B		7.97	57	42	99	789	0	1	1	0	20
68	Froelich, Heather	2332				7.48	10	13	23	172	0	1	0	0	5
70	Robinson, Kim	2141				7.47	28	36	64	478	0	0	0	0	13
88	Diedrich, Jimmy	3080	C		B	7.20	46	58	104	749	0	0	1	0	21
<u>McCann's Wendel C</u>															
1	Barnes Jr, Cleveland	1851			A	9.60	9	1	10	96	0	1	1	0	2
40	Curry, Jeff	5224				8.06	58	42	100	806	0	0	0	0	20
45	Schwint, Troy	2521				7.97	56	44	100	797	0	0	1	0	20
63	Clark, Wendel	5180	C			7.57	48	52	100	757	0	0	0	0	20
64	Imdieke, Matt	5178				7.57	31	29	60	454	0	0	0	0	12
72	Bylander, Tom	1766				7.44	35	35	70	521	0	0	0	0	14
95	Van Griffen, Greg	763				7.05	23	37	60	423	0	0	0	0	12
105	Burton, Scott	5231				6.68	10	15	25	167	0	0	0	0	5
<u>Press Wanna B's</u>															
34	Green, Rick	6086			A	8.24	68	41	109	898	0	0	3	0	22
49	DeLong, Bev	5077				7.95	23	20	43	342	0	0	0	0	9
57	Gillespie, Jim	6081			A	7.72	13	12	25	193	0	0	0	0	5
61	Schroeder, Terry	5270				7.70	4	6	10	77	0	0	0	0	2
69	Green, Terri	5075	C		BB	7.47	44	53	97	725	0	0	0	0	20
76	Gillespie, Caitlin	3724				7.39	46	50	97	717	0	0	0	0	20
97	DeMenge, Justin	5192				6.94	33	60	93	645	0	0	0	0	19
120	Larson, Gene	6083			A	6.00	3	2	5	30	0	0	0	0	1
125	DeMenge, Carleen	5191				5.68	14	57	71	403	0	0	0	0	15
131	Notsch, Gloria	5078				0.00	0	0	0	0	0	0	0	0	0
<u>Rumors Rock Out With R Chalk</u>															
6	Schmidt, Willie	1565			B	9.15	32	8	40	366	0	0	0	0	8
13	Kaschmitter, Mathew	1406				8.89	41	14	55	489	0	1	2	0	11
14	Andres, Jim	1562			AA	8.88	66	18	84	746	0	5	8	0	17
38	Andres, Mark	4880			B	8.09	56	38	94	760	0	0	1	0	19
53	Andres, Steve	4574			B	7.85	53	47	100	785	0	0	0	0	20
56	Blissenbach, Jonathon	4577	C		B	7.75	51	48	99	767	0	0	0	0	20
75	Andres, David	4579			B	7.41	25	34	59	437	0	0	1	0	12
83	Miller, Ben	1580				7.30	4	6	10	73	0	0	0	0	2
117	Andres, Tony	2424			B	6.25	0	4	4	25	0	0	0	0	1
131	Andres, Bill	5290				0.00	0	0	0	0	0	0	0	0	0

**Player Scores for matches played on or after 03/17/2010**

Ra nk	Name	ID No	A V	GMS WON	GMS LOST	TOT GMS	TOTAL PTS	8 ON BRK	E R Os	10-0	50 ZIP	WKS PLD	Match Date
----------	------	----------	--------	------------	-------------	------------	--------------	----------------	--------------	------	-----------	------------	---------------

Benton Station Bratts

7 Sherman, Matt	1634	9.20	4	1	5	46	0	0	1	0	1	03/17/2010
12 Schulte, DD	3644	9.00	4	1	5	45	0	0	0	0	1	03/17/2010
28 Kaproth, Terri	5039	8.20	3	2	5	41	0	0	0	0	1	03/17/2010
41 Lombard, Roger	5037	7.00	2	3	5	35	0	0	0	0	1	03/17/2010
64 Johnson, Linda	5038	5.50	1	1	2	11	0	0	0	0	0	03/17/2010
68 Fritz, Tera	5043	5.33	0	3	3	16	0	0	0	0	1	03/17/2010

Benton Station Risky Business

1 Lance, Nelson	3094	10.00	5	0	5	50	0	1	0	0	1	03/17/2010
26 Meyer, Kathy	1357	8.40	3	2	5	42	0	0	0	0	1	03/17/2010
28 Orren, Marilyn	1356	8.20	3	2	5	41	0	0	0	0	1	03/17/2010
43 Wogan, Vicki	1353	6.80	2	3	5	34	0	0	0	0	1	03/17/2010
58 Wessel, Weeze	1248	6.00	0	5	5	30	0	0	0	0	1	03/17/2010

Benton Station Zap Attack

1 Zajaczkowski, Mark	1324	10.00	5	0	5	50	0	0	0	0	1	03/17/2010
5 Caul, John	5282	9.40	4	1	5	47	0	0	0	0	1	03/17/2010
7 Storms, Scott	5229	9.20	4	1	5	46	0	0	0	0	1	03/17/2010
34 Schendzielos, Dan	5230	7.80	3	2	5	39	0	0	0	0	1	03/17/2010
59 Mayo, Dana	3260	5.80	1	4	5	29	0	0	0	0	1	03/17/2010

Bubba's Ball Busters

34 Soderstrom, Norma	986	7.80	3	2	5	39	0	0	0	0	1	03/17/2010
48 Hentges, Allison	987	6.60	1	4	5	33	0	0	0	0	1	03/17/2010
50 Rowlett, Chad	5241	6.40	2	3	5	32	0	0	0	0	1	03/17/2010
52 Soderstrom, April	4165	6.40	1	4	5	32	0	0	0	0	1	03/17/2010
56 Maier, Tina	985	6.00	1	4	5	30	0	0	0	0	1	03/17/2010

Bubba's Hooters

33 Hoehn, Joey	4960	8.00	3	2	5	40	0	0	0	0	1	03/17/2010
36 Nieman, Cheryl	1052	7.80	2	3	5	39	0	0	0	0	1	03/17/2010
39 Nieman, Donna	972	7.20	3	2	5	36	0	0	0	0	1	03/17/2010
43 Braegelmann, Michille	1051	6.80	2	3	5	34	0	0	0	0	1	03/17/2010
47 Nieman, Brenda	1050	6.60	2	3	5	33	0	0	0	0	1	03/17/2010

Ducks Rough Cuts

15 Bahr, Tom	3894	8.80	4	1	5	44	0	0	0	0	1	03/17/2010
28 Bahr, Jayne	1087	8.20	3	2	5	41	0	0	0	0	1	03/17/2010
32 Krogman, Pat	1086	8.20	2	3	5	41	0	0	0	0	1	03/17/2010
53 Dwyer, Sean	2266	6.20	2	3	5	31	0	0	0	0	1	03/17/2010
73 Dwyer, Samantha	5239	4.60	0	5	5	23	0	0	0	0	1	03/17/2010

Ducks Sultans

12 Nelson, Bill	6291	9.00	4	1	5	45	0	0	0	0	1	03/17/2010
14 Bosshart, Bert	6293	9.00	3	1	4	36	0	0	0	0	1	03/17/2010
21 Cannon, Paul	6209	8.75	3	1	4	35	0	0	0	0	1	03/17/2010
24 Heinen, Mike	6290	8.50	2	2	4	34	0	0	0	0	1	03/17/2010
49 Lavigne, Duane	5021	6.50	2	2	4	26	0	0	0	0	1	03/17/2010
61 Ridlon, Scott	6208	5.75	1	3	4	23	0	0	0	0	1	03/17/2010

Howies Just For Fun

1 Kerfeld, Keith	1366	10.00	5	0	5	50	0	0	0	0	1	03/17/2010
22 Dutton, Dale	958	8.60	4	1	5	43	0	1	0	0	1	03/17/2010
41 Tenvorde, Brian	1376	7.00	2	3	5	35	0	0	0	0	1	03/17/2010
53 Winkelman, Laura	1093	6.20	2	3	5	31	0	0	0	0	1	03/17/2010
65 Court, Kim	1092	5.40	1	4	5	27	0	0	0	0	1	03/17/2010

JP's Ballz Deep

7 Caskey, Chris	5232	9.20	4	1	5	46	0	0	1	0	1	03/17/2010
37 Thomas, Mike	2970	7.40	2	3	5	37	0	0	0	0	1	03/17/2010
43 Provo, Tom	4517	6.80	2	3	5	34	0	0	0	0	1	03/17/2010
59 Morrison, Robert	2587	5.80	1	4	5	29	0	0	0	0	1	03/17/2010
65 Rothfork, Jesse	5233	5.40	1	4	5	27	0	0	0	0	1	03/17/2010

Josephs Ram Rod

15 Welle, Greg	4580	8.80	4	1	5	44	0	1	0	0	1	03/17/2010
15 Hansgen, Kelly	3893	8.80	4	1	5	44	0	0	0	0	1	03/17/2010
63 Welle, Lynn	5234	5.60	0	5	5	28	0	0	0	0	1	03/17/2010
69 Schmitz, Kelli	3882	5.20	1	4	5	26	0	0	0	0	1	03/17/2010
71 Schueller, Steve	3205	5.00	1	4	5	25	0	0	0	0	1	03/17/2010

Josephs Sloppy Josephs

5 Post, Shane	6166	9.40	4	1	5	47	0	0	0	0	1	03/17/2010
7 Moon, Chad	4780	9.20	4	1	5	46	0	0	0	0	1	03/17/2010
28 Schmitz, Tony	1935	8.20	3	2	5	41	0	1	1	0	1	03/17/2010
40 Thielman, Craig	258	7.20	2	3	5	36	0	0	0	0	1	03/17/2010
50 Eastman, Shane	3546	6.40	2	3	5	32	0	0	0	0	1	03/17/2010

LaPlayette Your Face

1 Gertken, Earl	6329	10.00	5	0	5	50	0	0	0	0	1	03/17/2010
24 Johnson, Dave	2198	8.50	2	2	4	34	0	0	0	0	1	03/17/2010
46 Robinson, Kim	2141	6.75	1	3	4	27	0	0	0	0	1	03/17/2010
55 Diedrich, Jimmy	3080	6.00	2	2	4	24	0	0	0	0	1	03/17/2010
62 Froelich, Heather	2332	5.67	1	2	3	17	0	1	0	0	1	03/17/2010
72 Foss, Al	4093	5.00	0	5	5	25	0	0	0	0	1	03/17/2010

Press Wanna B's

7 DeLong, Bev	5077	9.20	4	1	5	46	0	0	0	0	1	03/17/2010
15 Green, Rick	6086	8.80	4	1	5	44	0	0	0	0	1	03/17/2010
20 Green, Terri	5075	8.80	3	2	5	44	0	0	0	0	1	03/17/2010
26 DeMenge, Justin	5192	8.40	3	2	5	42	0	0	0	0	1	03/17/2010
56 DeMenge, Carleen	5191	6.00	1	4	5	30	0	0	0	0	1	03/17/2010

Rumors Rock Out With R Chalk

15 Andres, Mark	4880	8.80	4	1	5	44	0	0	0	0	1	03/17/2010
23 Andres, Steve	4574	8.60	3	2	5	43	0	0	0	0	1	03/17/2010
37 Kaschmitter, Mathew	1406	7.40	2	3	5	37	0	0	0	0	1	03/17/2010
65 Blissenbach, Jonathon	4577	5.40	1	4	5	27	0	0	0	0	1	03/17/2010
70 Andres, David	4579	5.20	0	5	5	26	0	0	0	0	1	03/17/2010